



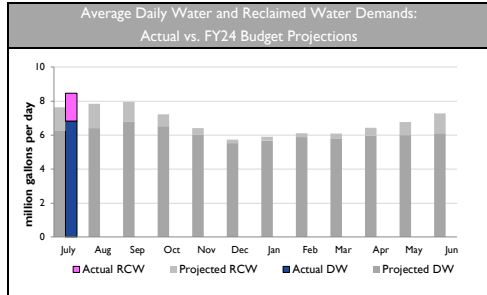
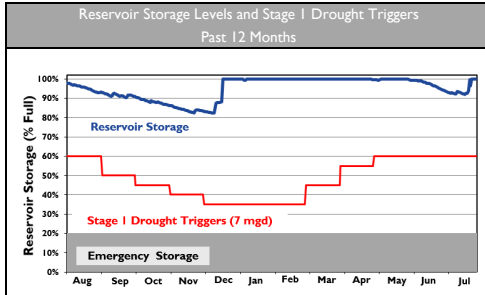
Key Performance Indicators

July 2024

WATER SUPPLY AND DEMAND

Water Supply	
Reservoir Storage % of Capacity	99.9% <small>(as of 07/31/2024)</small>
Risk of Shortage Restrictions in Coming Year (Minimal, Low, Moderate)	Minimal
Water Use Restrictions Now in Effect	Year-Round

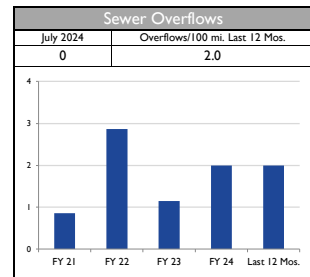
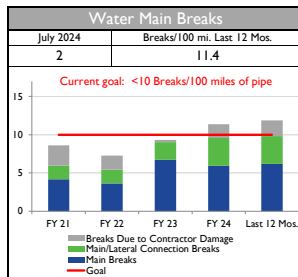
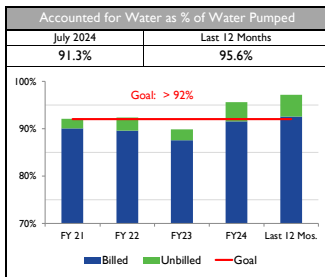
	July 2024		FY 2025 (Avg Year to Date)	
	Est.	% of Projected	Estimated	% of Projected Year-to-Date
Drinking Water (DW)	6.83	109%	6.83	110%
Reclaimed Water (RCW)	1.64	117%	1.64	210%



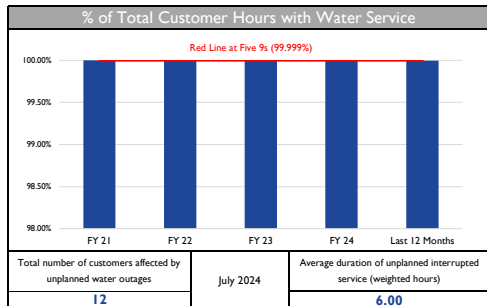
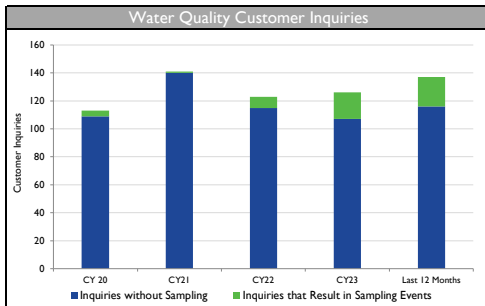
	July 2024			Last 12 Months		
	Actual	Hist. Avg. for Month	Variance	Actual	Hist. Average	Variance
Water Plant (Carrboro)	10.51	4.83	-5.68	52.94	49.01	3.93
Cane Creek Reservoir	9.81	4.66	-5.15	52.75	45.58	7.17

¹ Water Plant historical average is based on most recent 35 year period.
² Cane Creek Reservoir historical average is based on 32 years of record.

WATER DISTRIBUTION AND WASTEWATER COLLECTION



WATER SERVICE



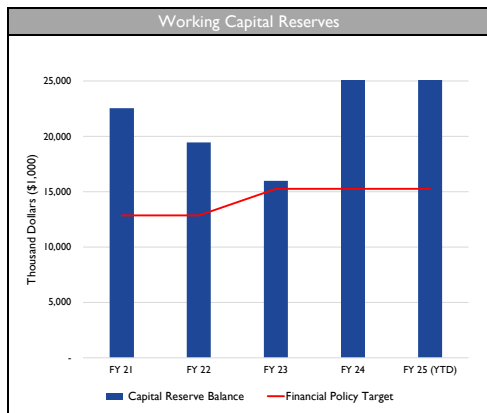
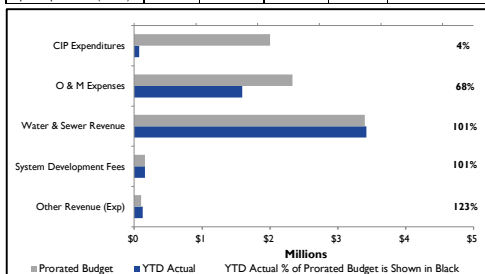
Total number of customers affected by unplanned water outages	July 2024	Average duration of unplanned interrupted service (weighted hours)
12		6.00

SYSTEM COMPLIANCE VIOLATIONS

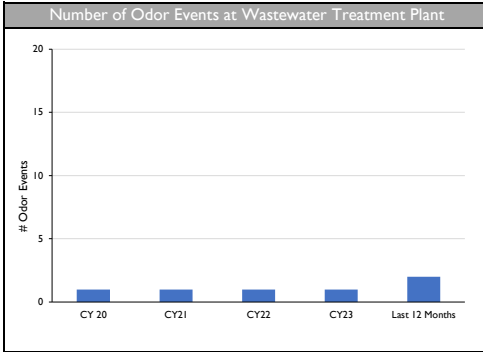
Within the last twelve months:
 Operating Permit Violations: Sanitary Sewer System Overflows due root growth (October 2023), contractor error (November 2023), inflow and infiltration (January 2024), pipe failure (February 2024), and grease (July 2024)
 Operating Permit Violations: System Bypass due to equipment failure during high flow event (February 2024).

FINANCE MANAGEMENT

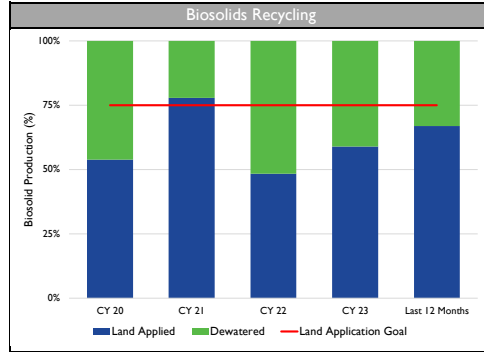
Category	July 2024		FY 2025 Year-to-Date		
	Actual	Budget	Actual	Budget	Variance
Revenue (Preliminary)	3.7	3.6	3.4	3.4	0.0
Operating Expenses (Prelim)	1.6	2.3	1.6	2.3	(0.7)
Capital Expenditures (Prelim)	0.1	2.0	0.1	2.0	(1.9)



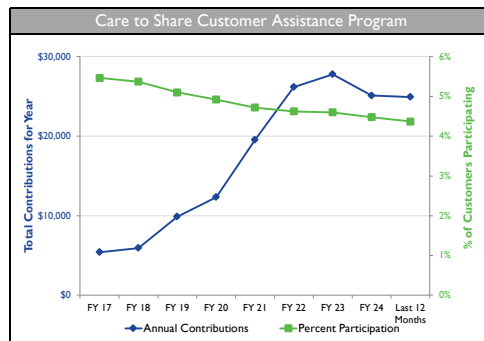
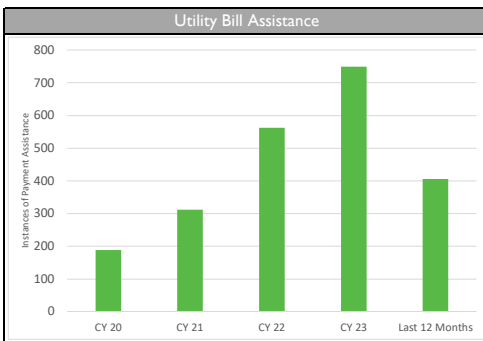
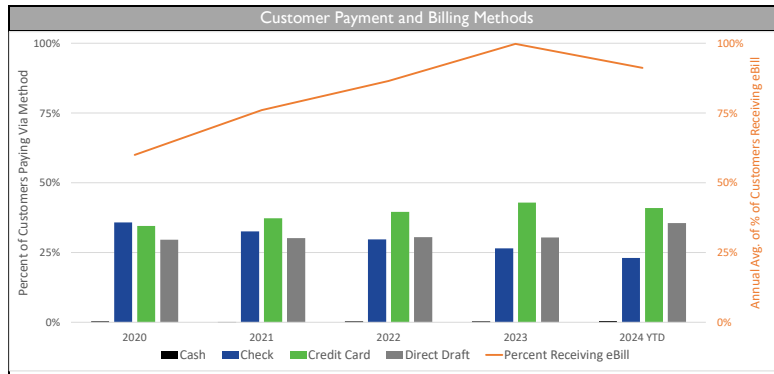
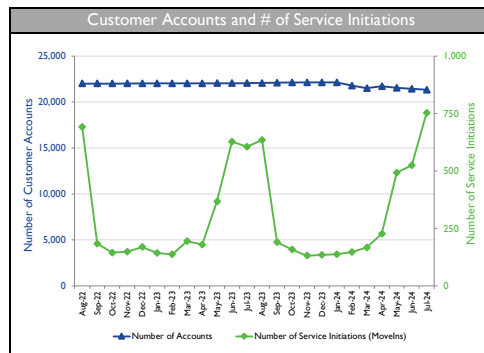
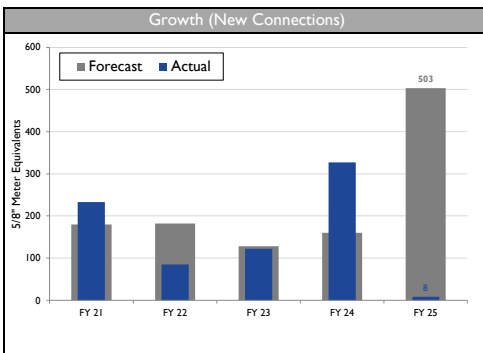
ODOR ELIMINATION



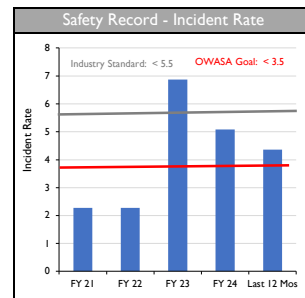
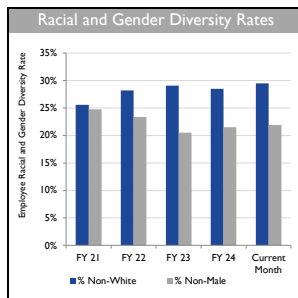
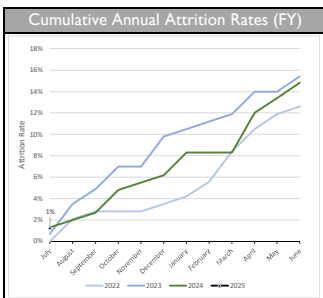
BIOSOLIDS MANAGEMENT



CUSTOMER SERVICE AND CONNECTION ACTIVITY



HUMAN RESOURCES AND SAFETY



ENERGY MANAGEMENT

